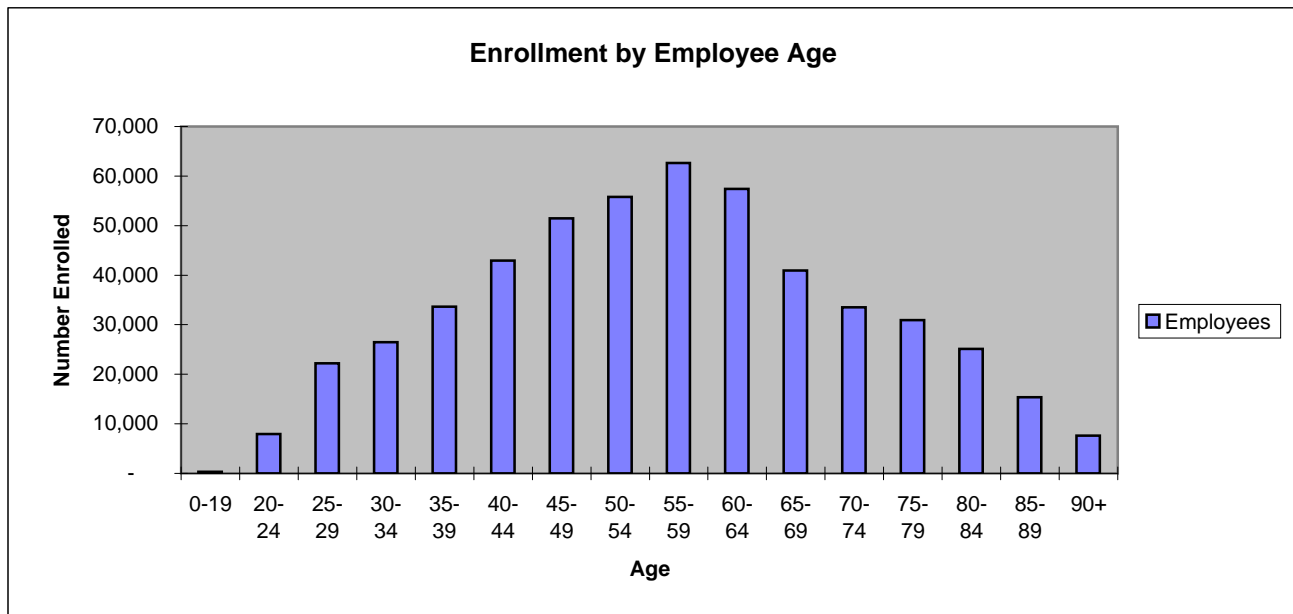


**Enrollment Eligibility Audit Services
ENROLLMENT BY AGE**

**EMPIRE PLAN
AS OF OCTOBER 2007**

Age Group	Employees	Spouses	Dependents	Total
0-19	313	56	239,806	240,175
20-24	7,947	983	55,015	63,945
25-29	22,230	6,536	1,115	29,881
30-34	26,461	14,463	432	41,356
35-39	33,635	22,473	372	56,480
40-44	42,975	28,446	278	71,699
45-49	51,453	32,369	194	84,016
50-54	55,795	33,993	107	89,895
55-59	62,646	34,675	48	97,369
60-64	57,388	29,656	25	87,069
65-69	40,942	20,416	4	61,362
70-74	33,537	14,706	-	48,243
75-79	30,947	11,055	-	42,002
80-84	25,102	6,926	-	32,028
85-89	15,344	2,956	-	18,300
90+	7,590	767	-	8,357
Total:	514,305	260,476	297,396	1,072,177

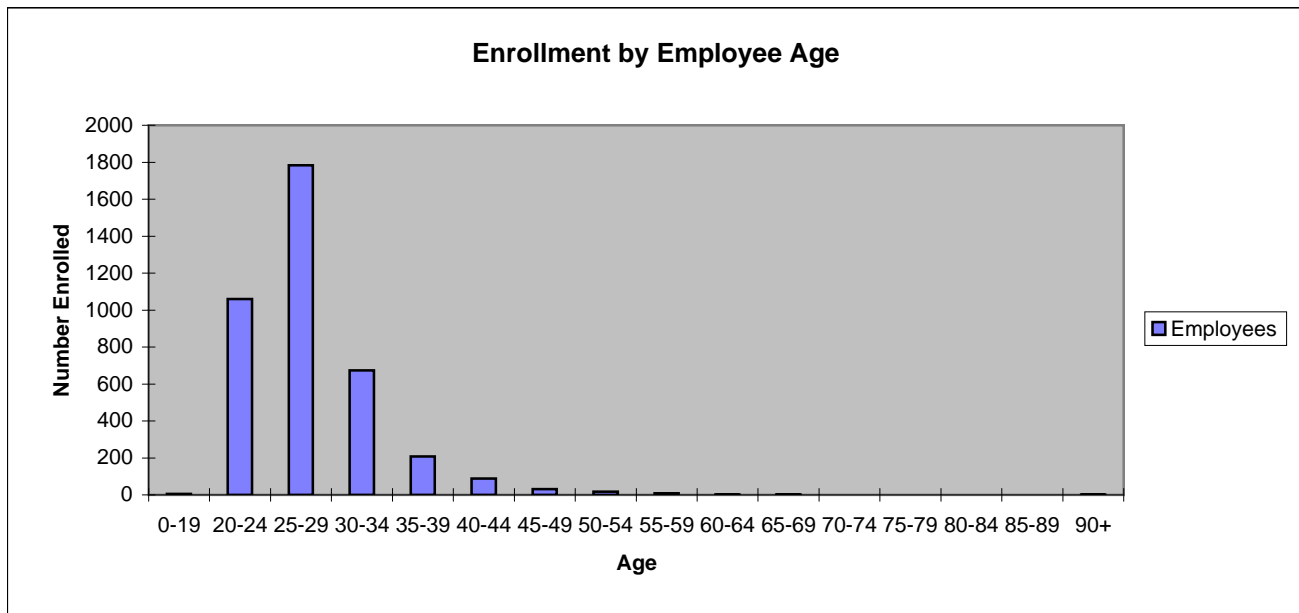


Source: NYBEAS

Enrollment Eligibility Audit Services
ENROLLMENT BY AGE

STUDENT EMPLOYEE HEALTH PLAN
AS OF OCTOBER 2007

Age Group	Employees	Spouses	Dependents	Total
0-19	6	1	278	285
20-24	1,060	49	1	1,110
25-29	1,784	172	-	1,956
30-34	673	120	-	793
35-39	207	52	-	259
40-44	89	20	-	109
45-49	32	14	-	46
50-54	17	7	-	24
55-59	9	3	-	12
60-64	1	3	-	4
65-69	1	-	-	1
70-74	-	-	-	-
75-79	-	-	-	-
80-84	-	-	-	-
85-89	-	-	-	-
90+	1	-	-	1
Total:	3,880	441	279	4,600

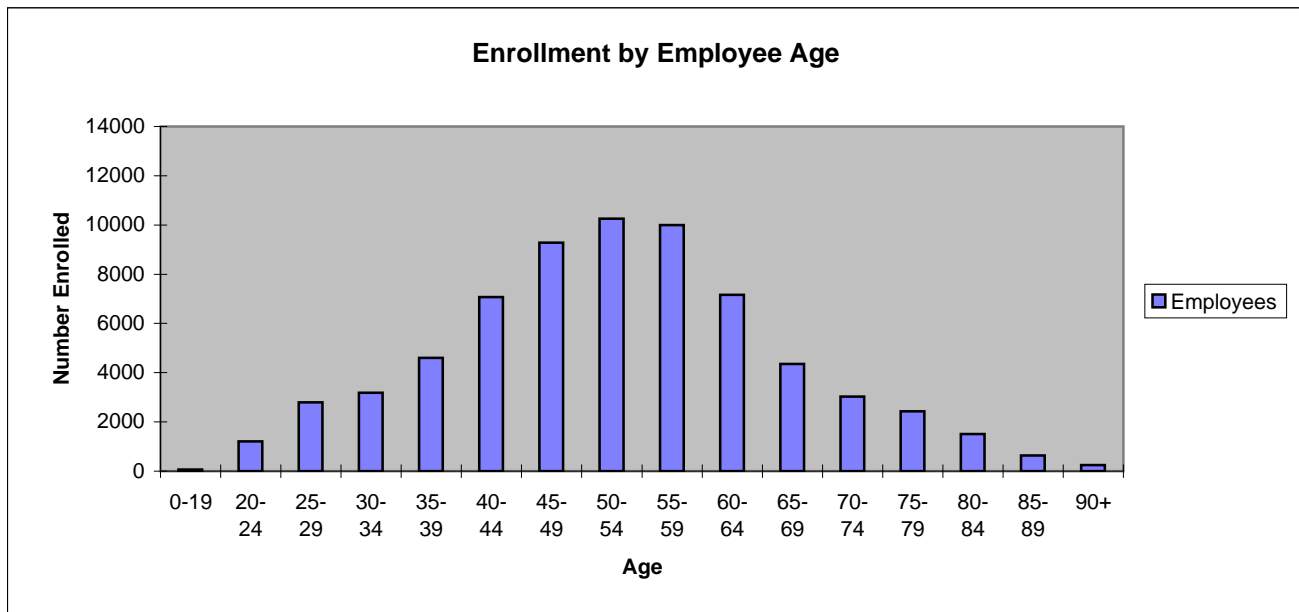


Source: NYBEAS OCTOBER 2007

**Enrollment Eligibility Audit Services
ENROLLMENT BY AGE**

**HMO ENROLLMENT BY AGE
AS OF OCTOBER 2007**

Age Group	Employees	Spouses	Dependents	Total
0-19	63	11	37,413	37,487
20-24	1,212	90	9,012	10,314
25-29	2,793	728	138	3,659
30-34	3,188	1,507	43	4,738
35-39	4,600	2,749	24	7,373
40-44	7,067	4,291	15	11,373
45-49	9,277	5,309	5	14,591
50-54	10,254	5,234	8	15,496
55-59	10,002	4,517	1	14,520
60-64	7,161	3,007	-	10,168
65-69	4,360	1,654	-	6,014
70-74	3,030	998	-	4,028
75-79	2,430	663	-	3,093
80-84	1,507	322	-	1,829
85-89	637	107	-	744
90+	243	19	-	262
Total:	67,824	31,206	46,659	145,689



Source: NYBEAS October 2007