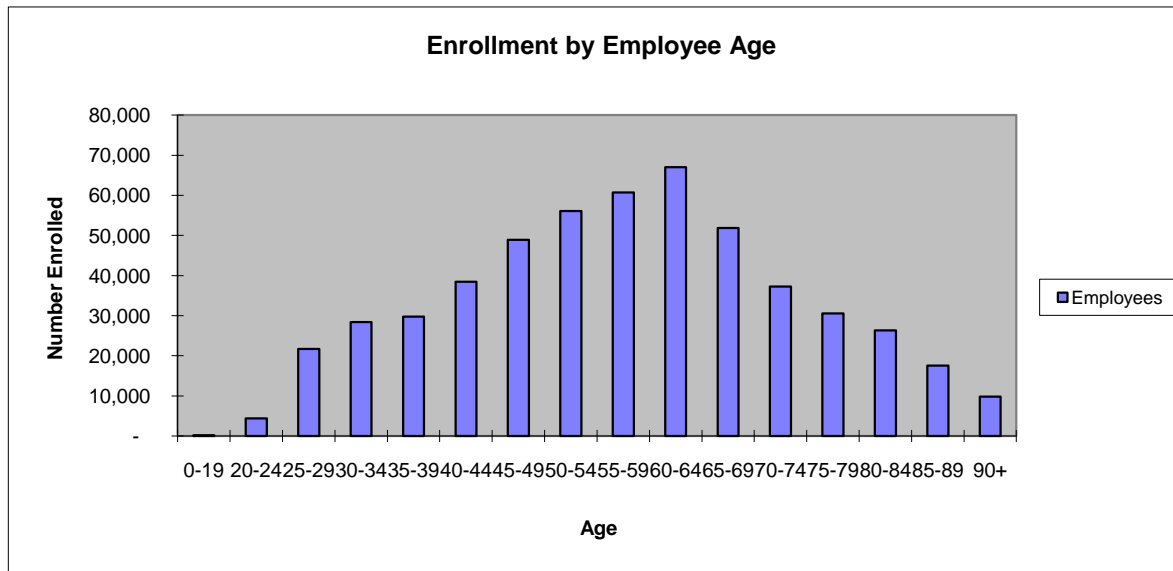


**TOTAL EMPIRE, EXCELSIOR AND SEHP ENROLLMENT BY AGE  
 PRESCRIPTION DRUG COVERAGE ENROLLEES ONLY  
 AS OF DECEMBER 2, 2011**

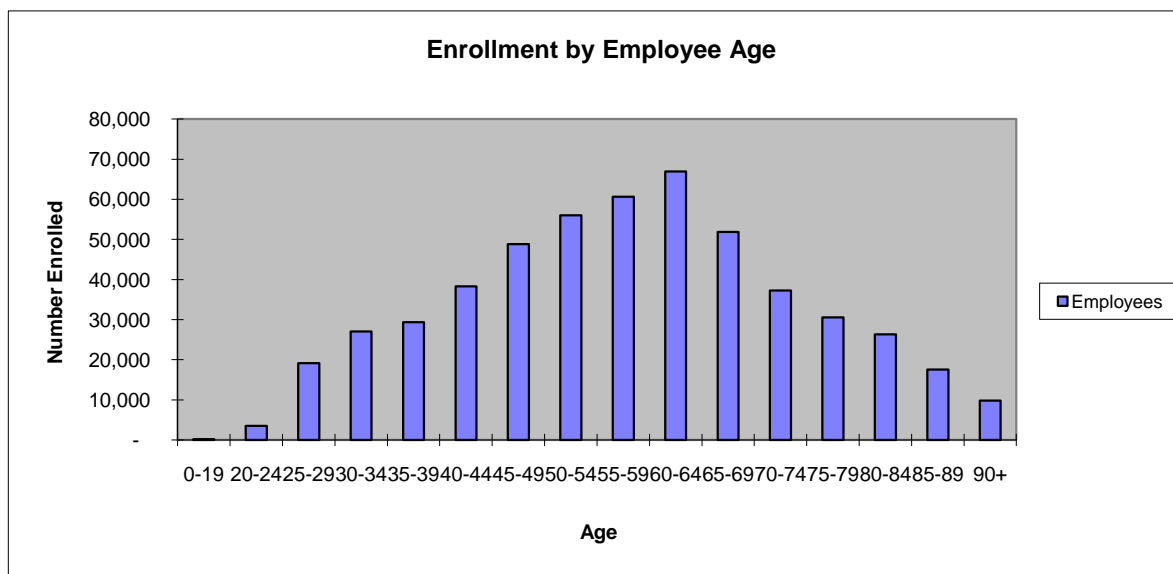
<b>Age Group</b>	<b>Employees</b>	<b>Spouses</b>	<b>Dependents</b>	<b>Total</b>
0-19	161	37	226,566	226,764
20-24	4,414	582	69,653	74,649
25-29	21,732	5,654	8,471	35,857
30-34	28,414	13,748	465	42,627
35-39	29,766	18,934	372	49,072
40-44	38,427	25,457	255	64,139
45-49	48,890	30,551	207	79,648
50-54	56,079	33,510	138	89,727
55-59	60,671	33,862	60	94,593
60-64	66,981	33,605	17	100,603
65-69	51,886	24,785	7	76,678
70-74	37,293	16,508	2	53,803
75-79	30,567	11,166	-	41,733
80-84	26,313	7,384	-	33,697
85-89	17,568	3,378	-	20,946
90+	9,780	995	-	10,775
<b>Total:</b>	<b>528,942</b>	<b>260,156</b>	<b>306,213</b>	<b>1,095,311</b>



Source: NYBEAS, December 2, 2011

**TOTAL EMPIRE PLAN ENROLLMENT BY AGE  
PRESCRIPTION DRUG COVERAGE ENROLLEES ONLY  
AS OF DECEMBER 2, 2011**

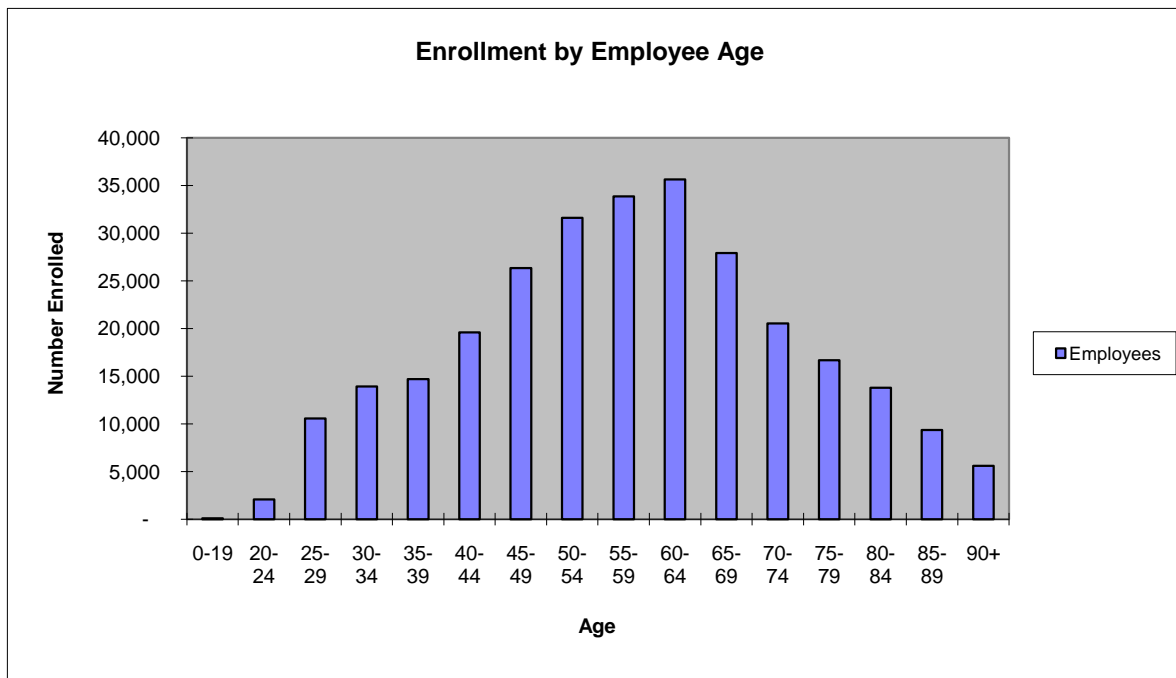
<b>Age Group</b>	<b>Employees</b>	<b>Spouses</b>	<b>Dependents</b>	<b>Total</b>
0-19	149	37	226,102	226,288
20-24	3,516	551	69,634	73,701
25-29	19,109	5,409	8,469	32,987
30-34	27,043	13,513	465	41,021
35-39	29,334	18,819	372	48,525
40-44	38,253	25,392	255	63,900
45-49	48,801	30,524	207	79,532
50-54	56,022	33,495	138	89,655
55-59	60,643	33,852	60	94,555
60-64	66,965	33,601	17	100,583
65-69	51,883	24,780	7	76,670
70-74	37,292	16,508	2	53,802
75-79	30,564	11,165	-	41,729
80-84	26,312	7,383	-	33,695
85-89	17,559	3,378	-	20,937
90+	9,779	995	-	10,774
<b>Total:</b>	<b>523,224</b>	<b>259,402</b>	<b>305,728</b>	<b>1,088,354</b>



Source: NYBEAS, December 2, 2011

**EMPIRE PLAN - NYS ENROLLMENT BY AGE  
PRESCRIPTION DRUG COVERAGE ENROLLEES ONLY  
AS OF DECEMBER 2, 2011**

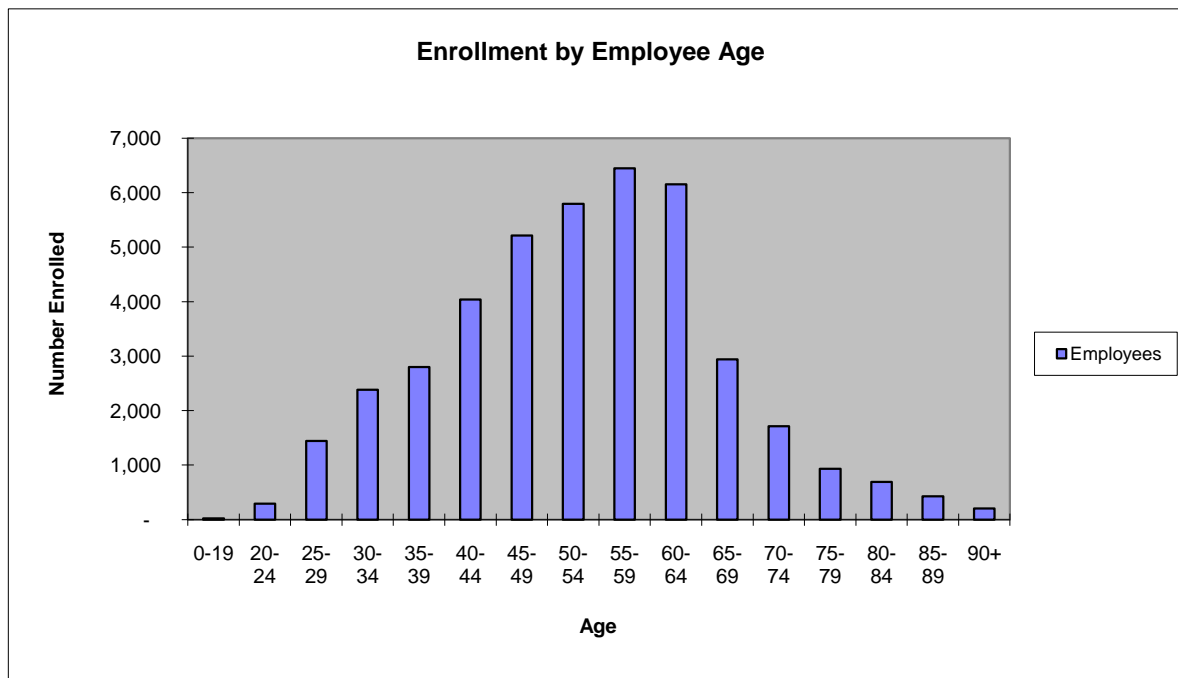
<b>Age Group</b>	<b>Employees</b>	<b>Spouses</b>	<b>Dependents</b>	<b>Total</b>
0-19	84	20	111,376	111,480
20-24	2,065	356	35,944	38,365
25-29	10,571	3,025	4,223	17,819
30-34	13,910	6,445	217	20,572
35-39	14,669	8,666	168	23,503
40-44	19,586	11,890	123	31,599
45-49	26,328	15,069	112	41,509
50-54	31,611	17,002	87	48,700
55-59	33,831	16,656	33	50,520
60-64	35,639	15,938	7	51,584
65-69	27,902	11,787	3	39,692
70-74	20,525	8,104	2	28,631
75-79	16,647	5,247	-	21,894
80-84	13,781	3,334	-	17,115
85-89	9,355	1,444	-	10,799
90+	5,603	443	-	6,046
<b>Total:</b>	<b>282,107</b>	<b>125,426</b>	<b>152,295</b>	<b>559,828</b>



Source: NYBEAS, December 2, 2011

**EMPIRE PLAN - PARTICIPATING EMPLOYERS ENROLLMENT BY AGE  
PRESCRIPTION DRUG COVERAGE ENROLLEES ONLY  
AS OF DECEMBER 2, 2011**

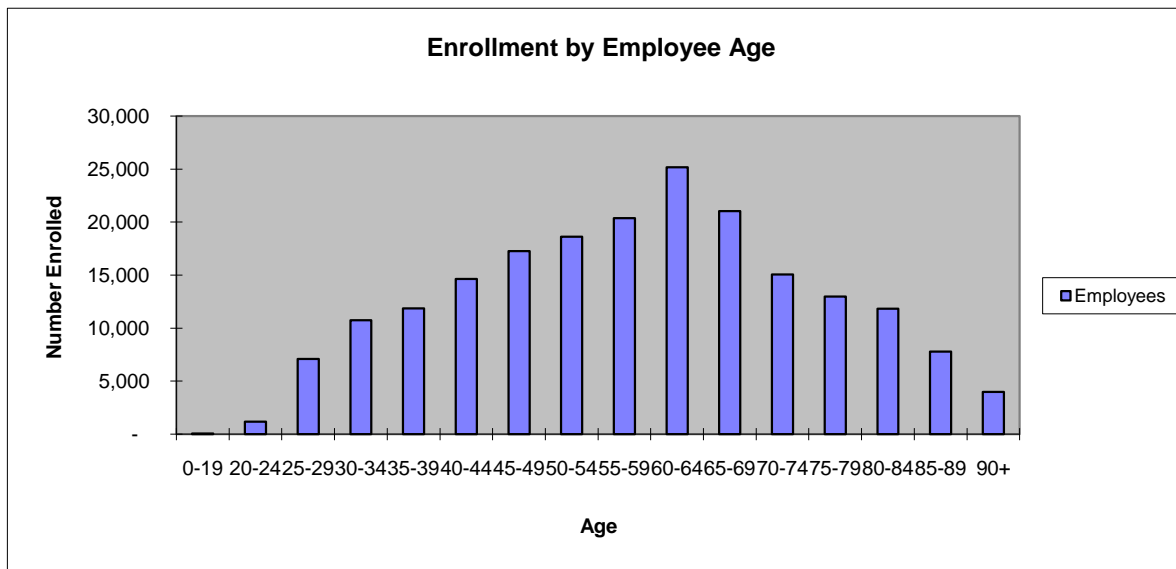
<b>Age Group</b>	<b>Employees</b>	<b>Spouses</b>	<b>Dependents</b>	<b>Total</b>
0-19	22	5	24,426	24,453
20-24	292	47	7,201	7,540
25-29	1,441	509	792	2,742
30-34	2,385	1,396	38	3,819
35-39	2,799	2,022	27	4,848
40-44	4,038	2,914	10	6,962
45-49	5,212	3,818	12	9,042
50-54	5,792	4,087	3	9,882
55-59	6,445	3,964	2	10,411
60-64	6,154	3,022	1	9,177
65-69	2,938	1,608	-	4,546
70-74	1,716	741	-	2,457
75-79	934	398	-	1,332
80-84	691	215	-	906
85-89	428	81	-	509
90+	203	19	-	222
<b>Total:</b>	<b>41,490</b>	<b>24,846</b>	<b>32,512</b>	<b>98,848</b>



Source: NYBEAS, December 2, 2011

**EMPIRE PLAN - PARTICIPATING AGENCIES ENROLLMENT BY AGE  
 PRESCRIPTION DRUG COVERAGE ENROLLEES ONLY  
 AS OF DECEMBER 2, 2011**

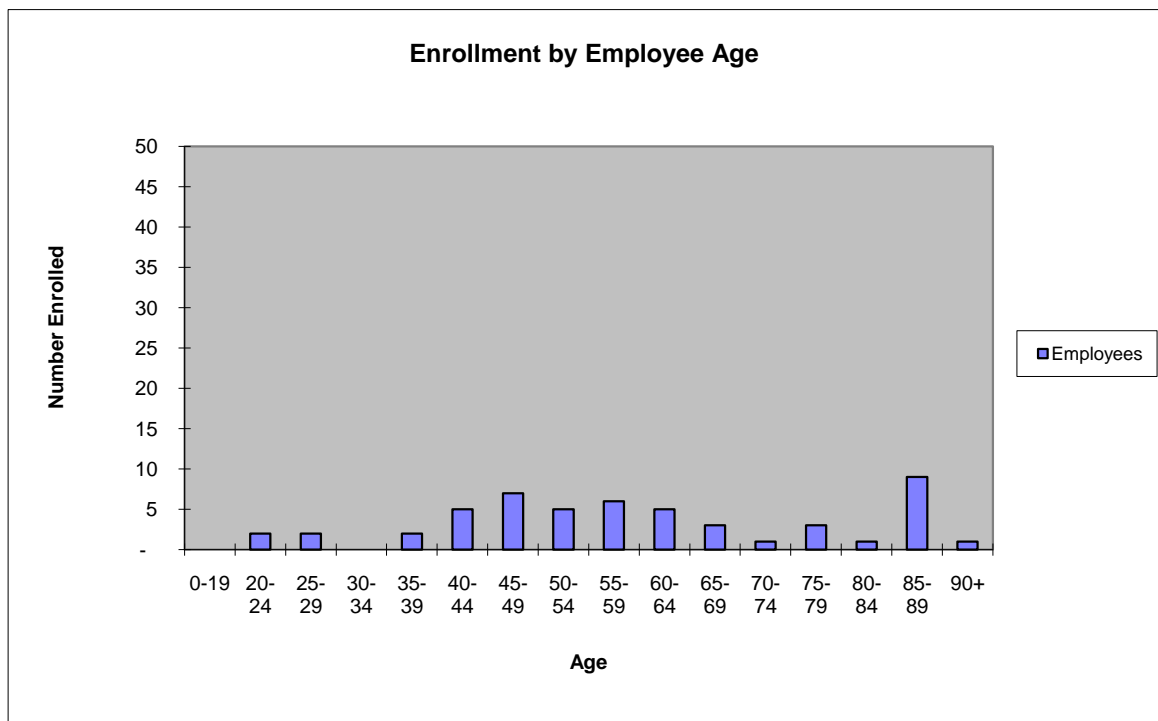
<b>Age Group</b>	<b>Employees</b>	<b>Spouses</b>	<b>Dependents</b>	<b>Total</b>
0-19	43	12	90,300	90,355
20-24	1,159	148	26,489	27,796
25-29	7,097	1,875	3,454	12,426
30-34	10,748	5,672	210	16,630
35-39	11,866	8,131	177	20,174
40-44	14,629	10,588	122	25,339
45-49	17,261	11,637	83	28,981
50-54	18,619	12,406	48	31,073
55-59	20,367	13,232	25	33,624
60-64	25,172	14,641	9	39,822
65-69	21,043	11,385	4	32,432
70-74	15,051	7,663	-	22,714
75-79	12,983	5,520	-	18,503
80-84	11,840	3,834	-	15,674
85-89	7,776	1,853	-	9,629
90+	3,973	533	-	4,506
<b>Total:</b>	<b>199,627</b>	<b>109,130</b>	<b>120,921</b>	<b>429,678</b>



Source: NYBEAS, December 2, 2011

**EXCELSIOR (PARTICIPATING AGENCIES) ENROLLMENT BY AGE (1)  
PRESCRIPTION DRUG COVERAGE ENROLLEES ONLY (2)  
AS OF DECEMBER 2, 2011**

<b>Age Group</b>	<b>Employees</b>	<b>Spouses</b>	<b>Dependents</b>	<b>Total</b>
0-19	-	-	17	17
20-24	2	-	7	9
25-29	2	1	1	4
30-34	-	-	-	-
35-39	2	1	-	3
40-44	5	2	-	7
45-49	7	4	-	11
50-54	5	4	-	9
55-59	6	3	-	9
60-64	5	1	-	6
65-69	3	2	-	5
70-74	1	-	-	1
75-79	3	1	-	4
80-84	1	1	-	2
85-89	9	-	-	9
90+	1	-	-	1
<b>Total:</b>	<b>52</b>	<b>20</b>	<b>25</b>	<b>97</b>



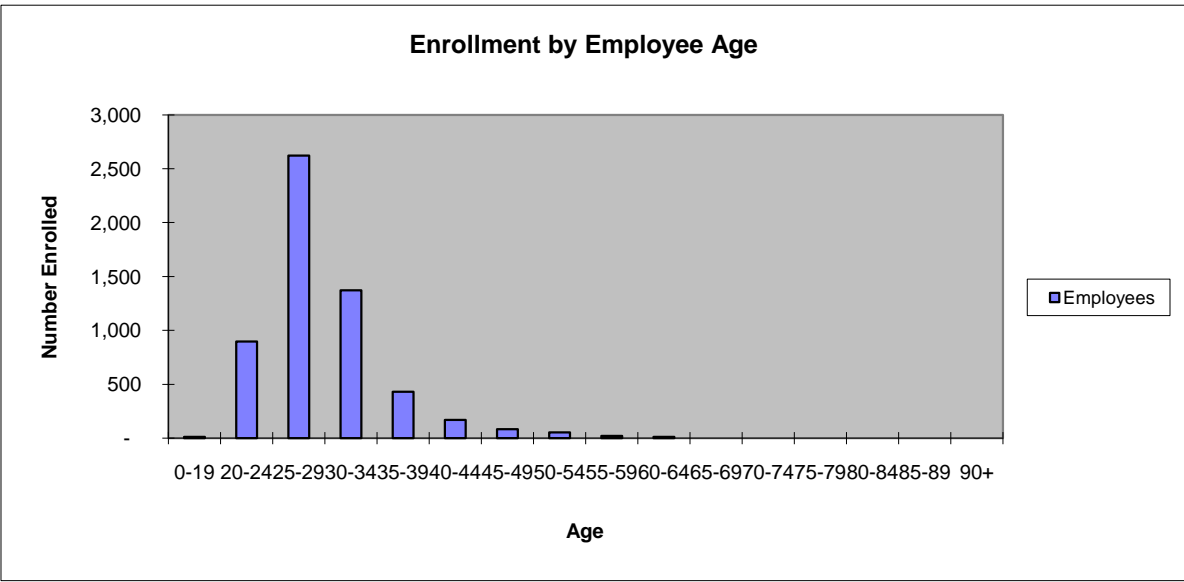
(1) Program enrollment is comprised solely of Participating Agency enrollees.

(2) As of 12/2/2011 all Excelsior Plan enrollees have prescription drug coverage. There are no Medicare Low Income Subsidy enrollees without Excelsior Plan Rx coverage.

Source: NYBEAS, December 2, 2011

**TOTAL STUDENT EMPLOYEE HEALTH PLAN ENROLLMENT (SEHP) BY AGE (1)  
 PRESCRIPTION DRUG COVERAGE ENROLLEES ONLY (2)  
 AS OF DECEMBER 2, 2011**

<b>Age Group</b>	<b>Employees</b>	<b>Spouses</b>	<b>Dependents</b>	<b>Total</b>
0-19	-	-	-	-
20-24	-	-	-	-
25-29	-	-	-	-
30-34	-	-	-	-
35-39	-	-	-	-
40-44	-	-	-	-
45-49	-	-	-	-
50-54	-	-	-	-
55-59	-	-	-	-
60-64	-	-	-	-
65-69	-	-	-	-
70-74	-	-	-	-
75-79	-	-	-	-
80-84	-	-	-	-
85-89	-	-	-	-
90+	-	-	-	-
<b>Total:</b>	-	-	-	-



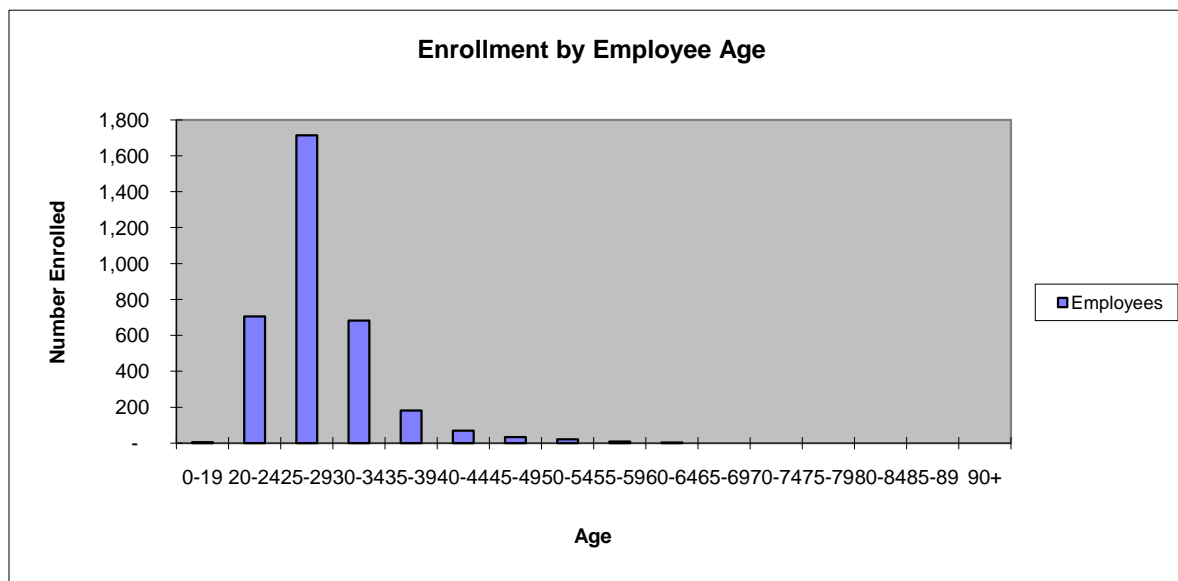
(1) Program enrollment includes NYS (SUNY) and CUNY Graduate Student Employee Union (GSEU) enrollees.

(2) All enrollees in SEHP have prescription drug coverage.

Source: NYBEAS, December 2, 2011

**STUDENT EMPLOYEE HEALTH PLAN ENROLLMENT (SEHP) - NYS BY AGE  
 PRESCRIPTION DRUG COVERAGE ENROLLEES ONLY (1)  
 AS OF DECEMBER 2, 2011**

<b>Age Group</b>	<b>Employees</b>	<b>Spouses</b>	<b>Dependents</b>	<b>Total</b>
0-19	6	-	244	250
20-24	706	17	6	729
25-29	1,714	153	1	1,868
30-34	682	120	-	802
35-39	181	36	-	217
40-44	69	30	-	99
45-49	33	9	-	42
50-54	22	5	-	27
55-59	8	2	-	10
60-64	4	-	-	4
65-69	-	2	-	2
70-74	-	-	-	-
75-79	-	-	-	-
80-84	-	-	-	-
85-89	-	-	-	-
90+	-	-	-	-
<b>Total:</b>	<b>3,425</b>	<b>374</b>	<b>251</b>	<b>4,050</b>



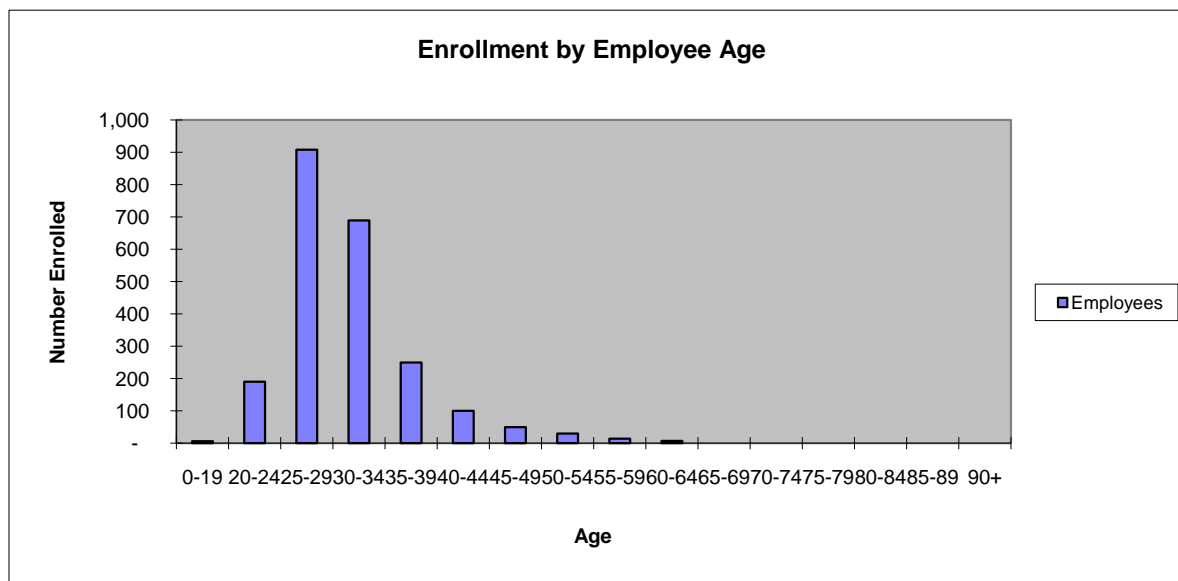
(1) All enrollees in SEHP have prescription drug coverage.

Source: NYBEAS, December 2, 2011



**STUDENT EMPLOYEE HEALTH PLAN ENROLLMENT (SEHP) - CUNY BY AGE  
PRESCRIPTION DRUG COVERAGE ENROLLEES ONLY (1)  
AS OF DECEMBER 2, 2011**

Age Group	Employees	Spouses	Dependents	Total
0-19	6	-	203	209
20-24	190	14	6	210
25-29	907	91	-	998
30-34	689	115	-	804
35-39	249	78	-	327
40-44	100	33	-	133
45-49	49	14	-	63
50-54	30	6	-	36
55-59	14	5	-	19
60-64	7	3	-	10
65-69	-	1	-	1
70-74	-	-	-	-
75-79	-	-	-	-
80-84	-	-	-	-
85-89	-	-	-	-
90+	-	-	-	-
<b>Total:</b>	<b>2,241</b>	<b>360</b>	<b>209</b>	<b>2,810</b>



(1) All enrollees in SEHP have prescription drug coverage.

Source: NYBEAS, December 2, 2011