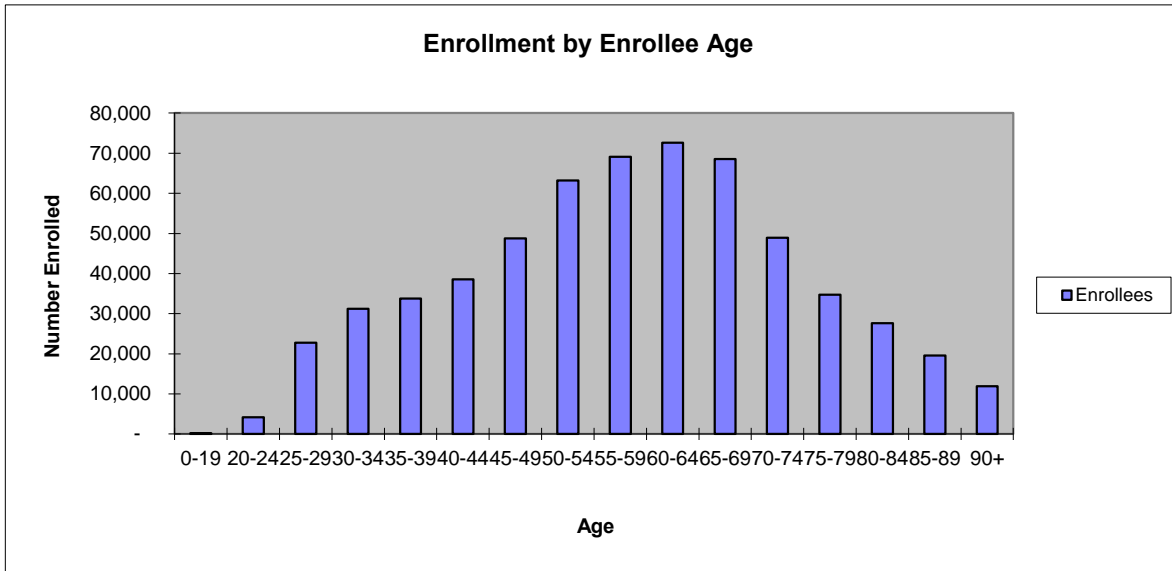


**NYSHIP Dependent Eligibility Audit Services
#DEAS-2015-1**

91 \]V]h=A
DU Y%cZ(

**TOTAL COMBINED NYSHIP & OPT OUT ENROLLMENT & COVERED LIVES BY AGE
AS OF FEBRUARY 27, 2015**

Age Group	Enrollees	Spouses	Dependents	Total
0-19	156	26	241,624	241,806
20-24	4,190	484	89,861	94,535
25-29	22,717	5,485	17,987	46,189
30-34	31,181	14,509	652	46,342
35-39	33,751	20,519	402	54,672
40-44	38,575	25,555	296	64,426
45-49	48,746	31,501	219	80,466
50-54	63,169	37,201	150	100,520
55-59	69,110	38,438	61	107,609
60-64	72,592	36,746	33	109,371
65-69	68,575	31,149	6	99,730
70-74	48,959	20,728	3	69,690
75-79	34,699	12,606	1	47,306
80-84	27,595	7,532	-	35,127
85-89	19,554	3,763	-	23,317
90+	11,941	1,193	-	13,134
Total:	595,510	287,435	351,295	1,234,240



Source: NYBEAS

NYSHIP Dependent Eligibility Audit Services

#DEAS-2015-1

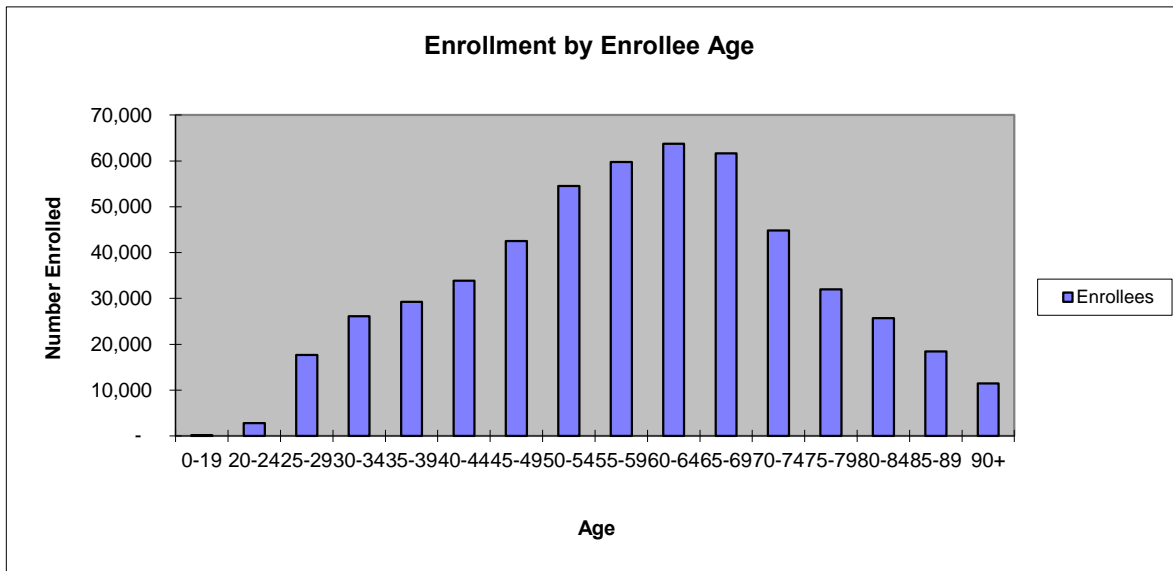
NYSHIP Total Enrollment by Age

91 \ JV]h=A

DU Y'2'cZ(

**TOTAL EMPIRE PLAN ENROLLMENT AND COVERED LIVES BY AGE
AS OF FEBRUARY 27, 2015**

Age Group	Enrollees	Spouses	Dependents	Total
0-19	125	21	212,489	212,635
20-24	2,813	407	78,556	81,776
25-29	17,698	4,630	15,942	38,270
30-34	26,107	12,543	598	39,248
35-39	29,277	17,981	372	47,630
40-44	33,839	22,646	279	56,764
45-49	42,551	27,680	201	70,432
50-54	54,568	32,483	146	87,197
55-59	59,740	33,682	58	93,480
60-64	63,774	32,964	32	96,770
65-69	61,674	28,510	6	90,190
70-74	44,842	19,291	3	64,136
75-79	31,998	11,861	1	43,860
80-84	25,731	7,128	-	32,859
85-89	18,476	3,590	-	22,066
90+	11,450	1,147	-	12,597
Total:	524,663	256,564	308,683	1,089,910



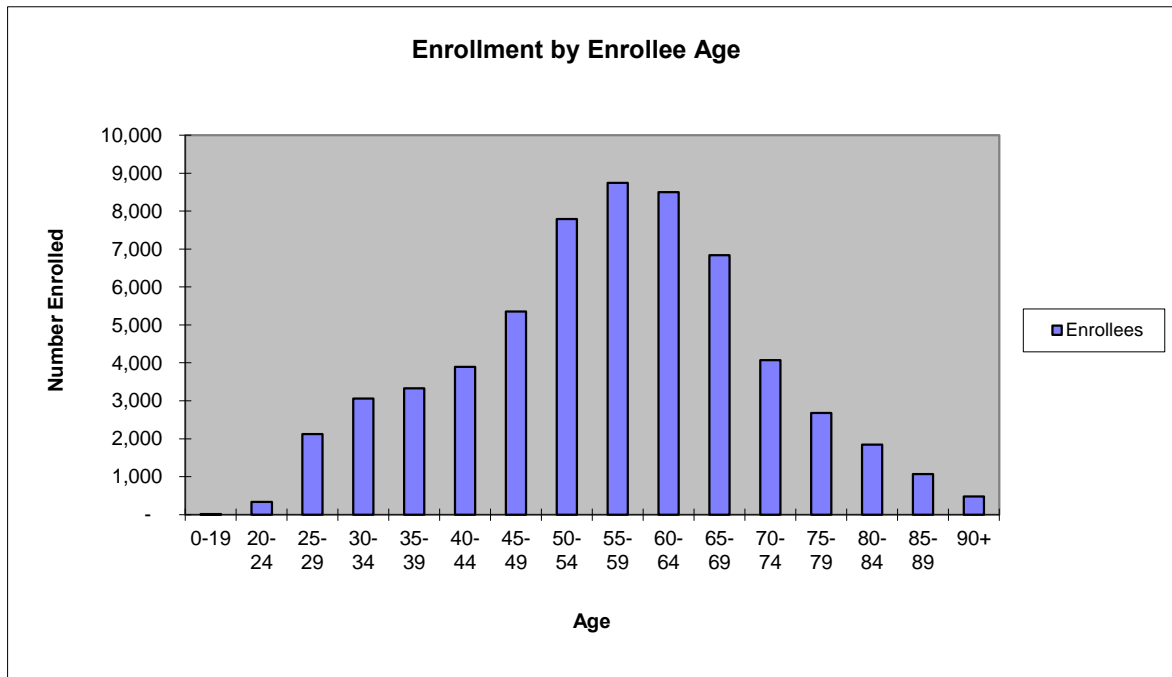
Source: NYBEAS

**NYSHIP Dependent Eligibility Audit Services
#DEAS-2015-1
NYSHIP Total Enrollment by Age**

91 \ J]h="A
DU Y3'cZ(

**TOTAL HMO ENROLLMENT AND COVERED LIVES BY AGE
AS OF FEBRUARY 27, 2015**

Age Group	Enrollees	Spouses	Dependents	Total
0-19	14	1	24,408	24,423
20-24	337	50	10,355	10,742
25-29	2,122	496	1,903	4,521
30-34	3,063	1,302	52	4,417
35-39	3,331	1,895	30	5,256
40-44	3,893	2,271	17	6,181
45-49	5,351	3,205	16	8,572
50-54	7,788	4,123	4	11,915
55-59	8,746	4,287	3	13,036
60-64	8,496	3,596	1	12,093
65-69	6,834	2,581	-	9,415
70-74	4,073	1,415	-	5,488
75-79	2,678	736	-	3,414
80-84	1,848	402	-	2,250
85-89	1,067	169	-	1,236
90+	481	44	-	525
Total:	60,122	26,573	36,789	123,484



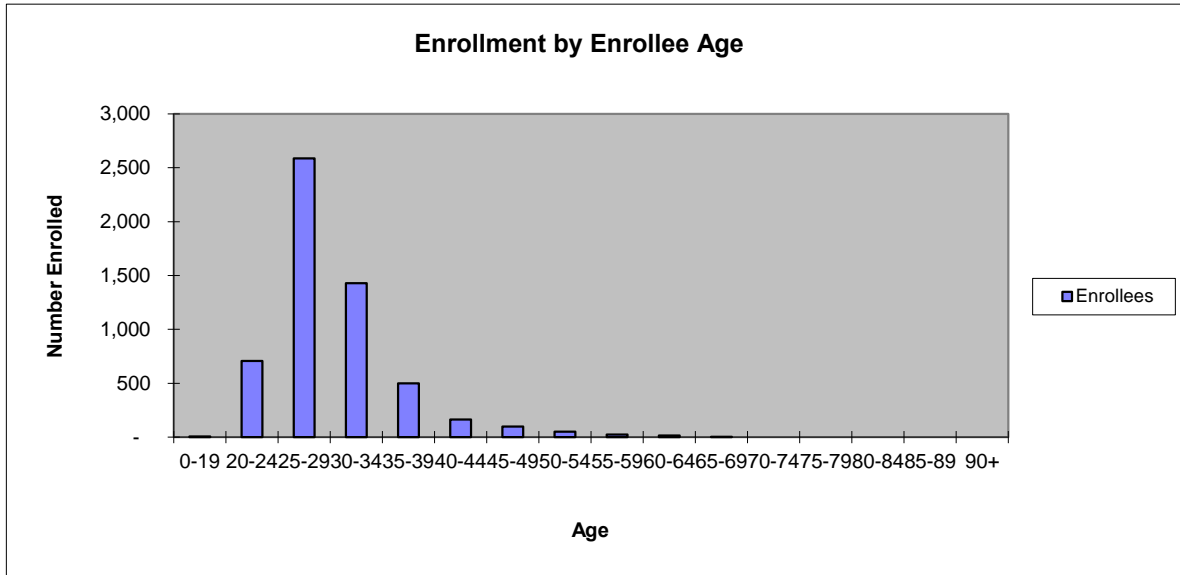
Source: NYBEAS

**NYSHIP Dependent Eligibility Audit Services
#DEAS-2015-1
NYSHIP Total Enrollment by Age**

91 \ J]h=A
DU Y4'cZ(

**TOTAL STUDENT EMPLOYEE HEALTH PLAN ENROLLMENT AND COVERED LIVES BY AGE (1)
AS OF FEBRUARY 27, 2015**

Age Group	Enrollees	Spouses	Dependents	Total
0-19	6	2	501	509
20-24	707	21	20	748
25-29	2,586	221	4	2,811
30-34	1,430	253	-	1,683
35-39	500	141	-	641
40-44	165	74	-	239
45-49	98	36	-	134
50-54	52	17	-	69
55-59	25	11	-	36
60-64	15	5	-	20
65-69	1	3	-	4
70-74	-	1	-	1
75-79	-	-	-	-
80-84	-	-	-	-
85-89	-	-	-	-
90+	-	-	-	-
Total:	5,585	785	525	6,895



(1) Program enrollment includes NYS (SUNY) and CUNY Graduate Student Employee Union
Source: NYBEAS