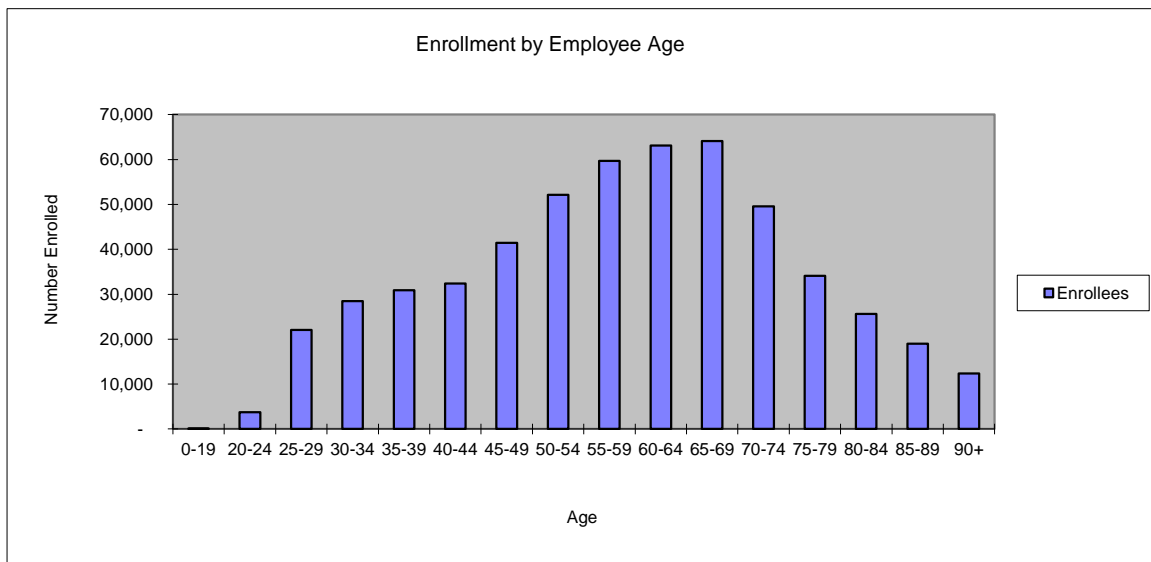


**TOTAL EMPIRE, EXCELSIOR AND SEHP ENROLLMENT BY AGE
 PRESCRIPTION DRUG COVERAGE ENROLLEES ONLY
 AS OF DECEMBER 3, 2016**

Age Group	Enrollees	Spouses	Dependents	Total
0-19	125	23	206,350	206,498
20-24	3,742	373	74,250	78,365
25-29	22,046	4,573	15,294	41,913
30-34	28,461	12,203	602	41,266
35-39	30,872	17,592	392	48,856
40-44	32,421	20,519	298	53,238
45-49	41,423	25,908	197	67,528
50-54	52,138	30,440	145	82,723
55-59	59,723	32,716	80	92,519
60-64	63,121	32,089	33	95,243
65-69	64,090	29,166	7	93,263
70-74	49,549	20,685	4	70,238
75-79	34,121	12,706	1	46,828
80-84	25,650	7,307	-	32,957
85-89	19,007	3,635	-	22,642
90+	12,333	1,170	-	13,503
Total:	538,822	251,105	297,653	1,087,580



Source: NYBEAS, December 3, 2016

**TOTAL EMPIRE PLAN ENROLLMENT BY AGE
 PRESCRIPTION DRUG COVERAGE ENROLLEES ONLY
 AS OF DECEMBER 3, 2016**

Age Group	Enrollees	Spouses	Dependents	Total
0-19	121	22	205,829	205,972
20-24	3,066	356	74,215	77,637
25-29	19,493	4,397	15,289	39,179
30-34	27,036	11,977	602	39,615
35-39	30,369	17,443	392	48,204
40-44	32,230	20,460	298	52,988
45-49	41,344	25,867	197	67,408
50-54	52,070	30,414	145	82,629
55-59	59,687	32,704	80	92,471
60-64	63,085	32,074	33	95,192
65-69	64,065	29,154	7	93,226
70-74	49,518	20,674	4	70,196
75-79	34,098	12,697	1	46,796
80-84	25,633	7,306	-	32,939
85-89	19,001	3,632	-	22,633
90+	12,320	1,168	-	13,488
Total:	533,136	250,345	297,092	1,080,573



Source: NYBEAS, December 3, 2016

**EMPIRE PLAN - NYS ENROLLMENT BY AGE
 PRESCRIPTION DRUG COVERAGE ENROLLEES ONLY
 AS OF DECEMBER 3, 2016**

Age Group	Enrollees	Spouses	Dependents	Total
0-19	68	8	96,020	96,096
20-24	2,053	251	36,179	38,483
25-29	11,542	2,564	7,570	21,676
30-34	15,668	6,101	282	22,051
35-39	15,589	8,049	184	23,822
40-44	15,872	8,971	134	24,977
45-49	20,621	11,496	96	32,213
50-54	27,246	14,168	74	41,488
55-59	33,106	15,872	48	49,026
60-64	34,691	15,533	21	50,245
65-69	34,876	13,908	4	48,788
70-74	26,440	9,673	2	36,115
75-79	18,675	6,114	1	24,790
80-84	13,772	3,361	-	17,133
85-89	9,757	1,534	-	11,291
90+	6,494	458	-	6,952
Total:	286,470	118,061	140,615	545,146



Source: NYBEAS, December 3, 2016

**EMPIRE PLAN - PARTICIPATING EMPLOYERS ENROLLMENT BY AGE
 PRESCRIPTION DRUG COVERAGE ENROLLEES ONLY
 AS OF DECEMBER 3, 2016**

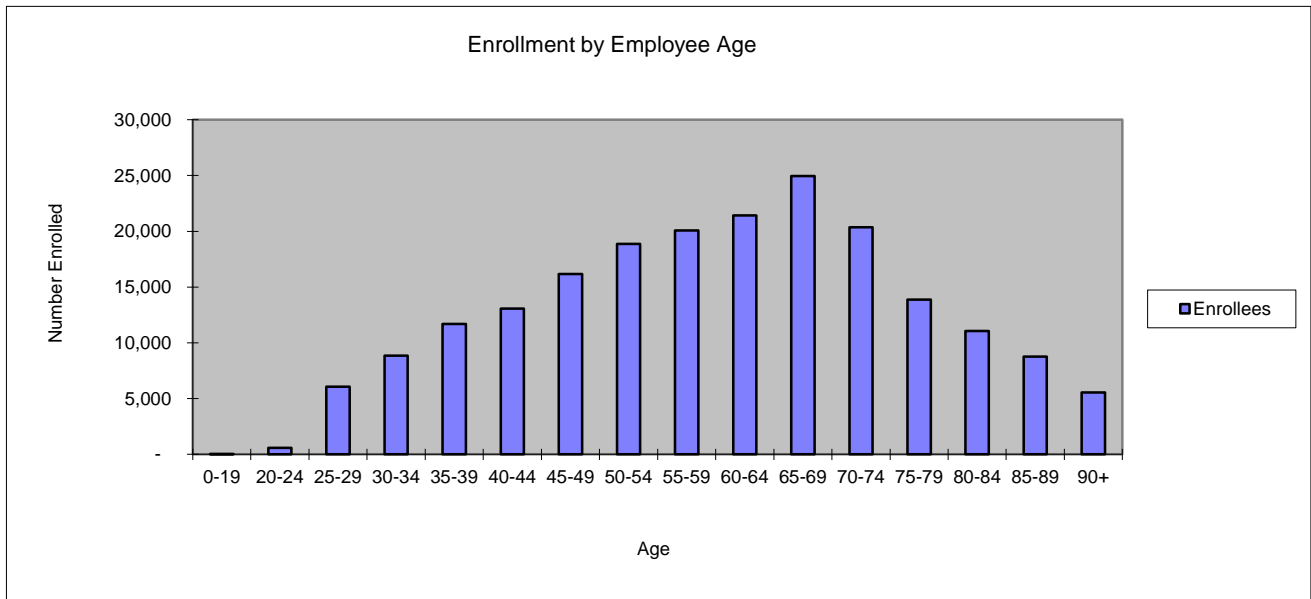
Age Group	Enrollees	Spouses	Dependents	Total
0-19	21	2	22,757	22,780
20-24	425	36	8,819	9,280
25-29	1,883	475	1,795	4,153
30-34	2,523	1,312	54	3,889
35-39	3,080	1,927	28	5,035
40-44	3,290	2,357	18	5,665
45-49	4,540	3,188	9	7,737
50-54	5,942	3,956	11	9,909
55-59	6,496	4,108	1	10,605
60-64	6,958	3,505	-	10,463
65-69	4,219	2,242	-	6,461
70-74	2,720	1,244	-	3,964
75-79	1,547	548	-	2,095
80-84	797	241	-	1,038
85-89	468	114	-	582
90+	278	29	-	307
Total:	45,187	25,284	33,492	103,963



Source: NYBEAS, December 3, 2016

**EMPIRE PLAN - PARTICIPATING AGENCIES ENROLLMENT BY AGE
 PRESCRIPTION DRUG COVERAGE ENROLLEES ONLY
 AS OF DECEMBER 3, 2016**

Age Group	Enrollees	Spouses	Dependents	Total
0-19	32	12	87,052	87,096
20-24	588	69	29,217	29,874
25-29	6,068	1,358	5,924	13,350
30-34	8,845	4,564	266	13,675
35-39	11,700	7,467	180	19,347
40-44	13,068	9,132	146	22,346
45-49	16,183	11,183	92	27,458
50-54	18,882	12,290	60	31,232
55-59	20,085	12,724	31	32,840
60-64	21,436	13,036	12	34,484
65-69	24,970	13,004	3	37,977
70-74	20,358	9,757	2	30,117
75-79	13,876	6,035	-	19,911
80-84	11,064	3,704	-	14,768
85-89	8,776	1,984	-	10,760
90+	5,548	681	-	6,229
Total:	201,479	107,000	122,985	431,464



Source: NYBEAS, December 3, 2016

**EXCELSIOR (PARTICIPATING AGENCIES) ENROLLMENT BY AGE
 PRESCRIPTION DRUG COVERAGE ENROLLEES ONLY (1)
 AS OF DECEMBER 3, 2016**

Age Group	Enrollees	Spouses	Dependents	Total
0-19	-	-	62	62
20-24	-	-	26	26
25-29	5	-	4	9
30-34	3	2	-	5
35-39	7	6	-	13
40-44	5	1	-	6
45-49	19	9	-	28
50-54	21	13	-	34
55-59	19	7	-	26
60-64	25	12	-	37
65-69	22	8	-	30
70-74	31	10	-	41
75-79	23	9	-	32
80-84	17	1	-	18
85-89	6	3	-	9
90+	13	2	-	15
Total:	216	83	92	391

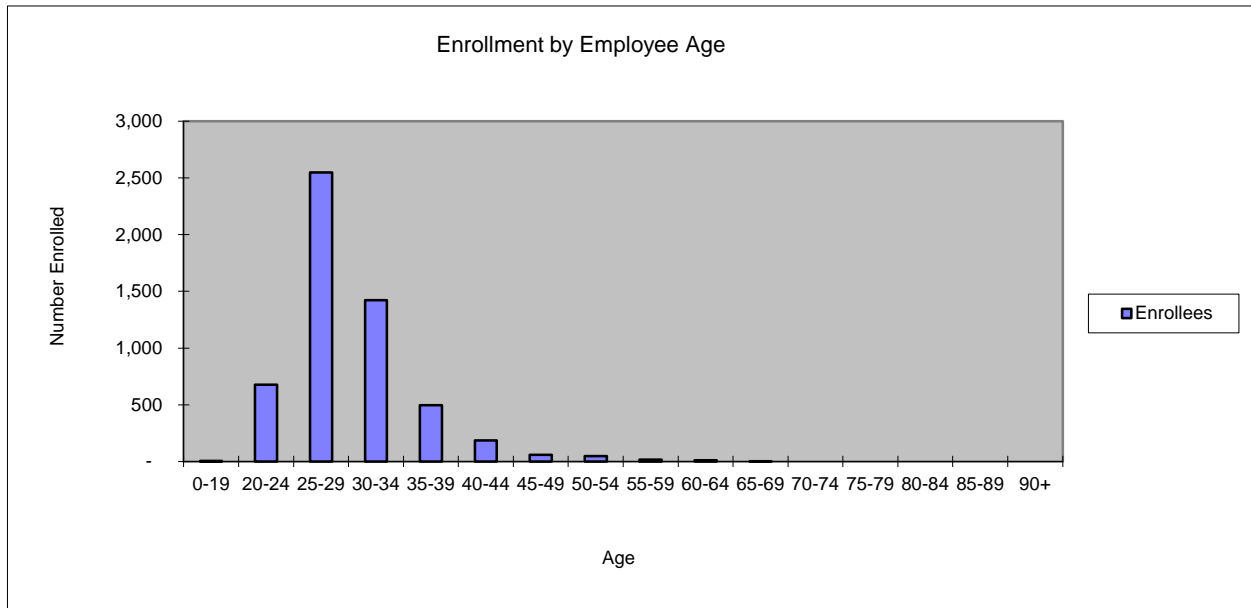


Source: NYBEAS, December 3, 2016

(1) As of 12/2/2011 all Excelsior Plan enrollees have prescription drug coverage. There are no Medicare Low Income Subsidy enrollees without Excelsior Plan Rx coverage.

**TOTAL STUDENT EMPLOYEE HEALTH PLAN ENROLLMENT (SEHP) BY AGE (1)
 PRESCRIPTION DRUG COVERAGE ENROLLEES ONLY (2)
 AS OF DECEMBER 3, 2016**

Age Group	Enrollees	Spouses	Dependents	Total
0-19	4	1	459	464
20-24	676	17	9	702
25-29	2,548	176	1	2,725
30-34	1,422	224	-	1,646
35-39	496	143	-	639
40-44	186	58	-	244
45-49	60	32	-	92
50-54	47	13	-	60
55-59	17	5	-	22
60-64	11	3	-	14
65-69	3	4	-	7
70-74	-	1	-	1
75-79	-	-	-	-
80-84	-	-	-	-
85-89	-	-	-	-
90+	-	-	-	-
Total:	5,470	677	469	6,616



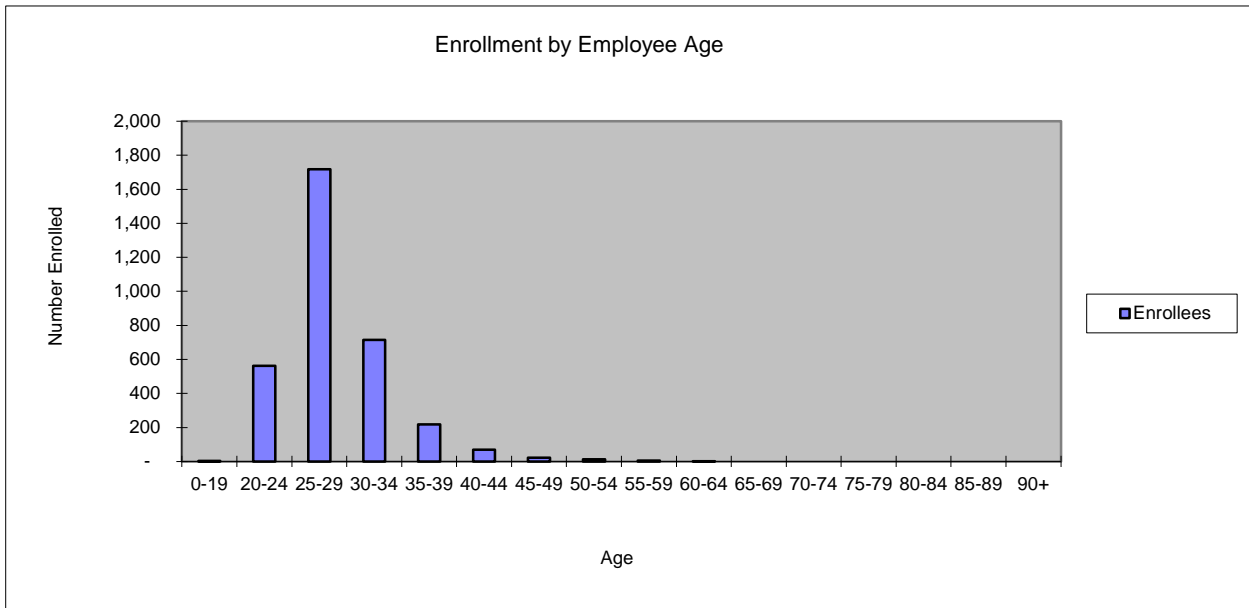
(1) Program enrollment includes NYS (SUNY) and CUNY Graduate Student Employee Union

Source: NYBEAS, December 3, 2016

(2) All enrollees in SEHP have prescription drug coverage.

**STUDENT EMPLOYEE HEALTH PLAN ENROLLMENT (SEHP) - NYS BY AGE
 PRESCRIPTION DRUG COVERAGE ENROLLEES ONLY (1)
 AS OF DECEMBER 3, 2016**

Age Group	Enrollees	Spouses	Dependents	Total
0-19	4	1	195	200
20-24	563	13	3	579
25-29	1,718	109	-	1,827
30-34	715	96	-	811
35-39	217	63	-	280
40-44	70	18	-	88
45-49	23	6	-	29
50-54	13	6	-	19
55-59	5	2	-	7
60-64	2	1	-	3
65-69	-	1	-	1
70-74	-	-	-	-
75-79	-	-	-	-
80-84	-	-	-	-
85-89	-	-	-	-
90+	-	-	-	-
Total:	3,330	316	198	3,844

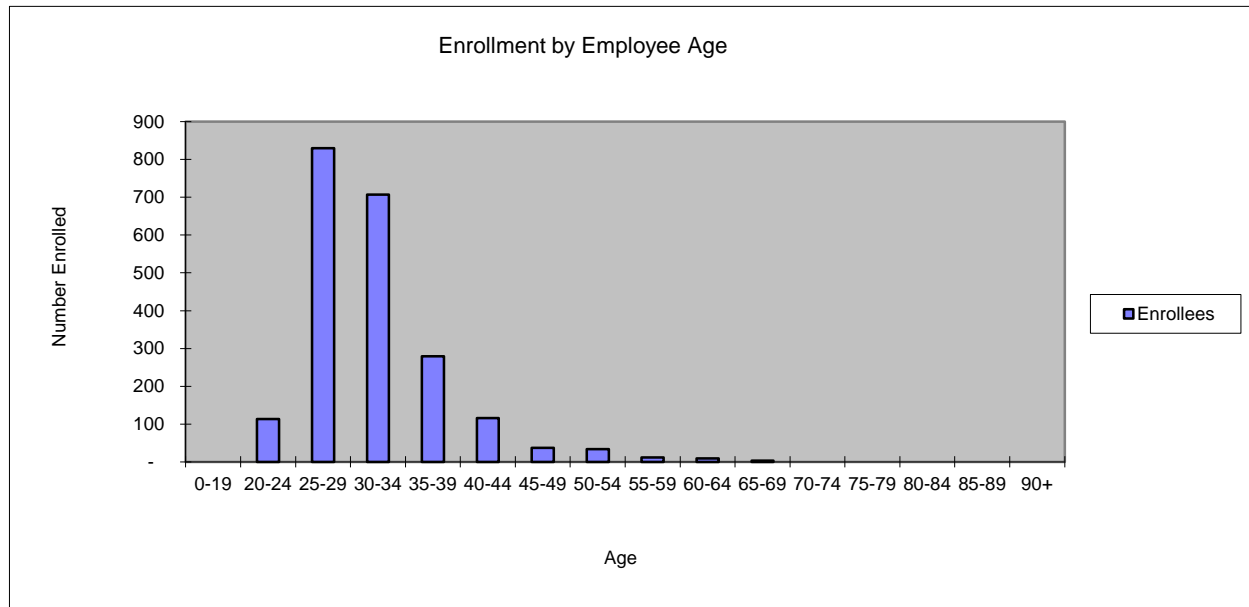


(1) All enrollees in SEHP have prescription drug coverage.

Source: NYBEAS, December 3, 2016

**STUDENT EMPLOYEE HEALTH PLAN ENROLLMENT (SEHP) - CUNY BY AGE
 PRESCRIPTION DRUG COVERAGE ENROLLEES ONLY (1)
 AS OF DECEMBER 3, 2016**

Age Group	Enrollees	Spouses	Dependents	Total
0-19	-	-	264	264
20-24	113	4	6	123
25-29	830	67	1	898
30-34	707	128	-	835
35-39	279	80	-	359
40-44	116	40	-	156
45-49	37	26	-	63
50-54	34	7	-	41
55-59	12	3	-	15
60-64	9	2	-	11
65-69	3	3	-	6
70-74	-	1	-	1
75-79	-	-	-	-
80-84	-	-	-	-
85-89	-	-	-	-
90+	-	-	-	-
Total:	2,140	361	271	2,772



(1) All enrollees in SEHP have prescription drug coverage.
 Source: NYBEAS, December 3, 2016